

South Asian LDCs in the run up to Bali: Key Market Access Priorities and Recommendations

Biplove Choudhary
Regional Programme Specialist
UNDP Asia-Pacific Regional Centre, Bangkok

Regional Consultation on: Road to Bali: South Asian Priorities for the Ninth WTO Ministerial, Marawila, Sri Lanka, 2-3 July 2013



EMPOWERED PEOPLE.
SUSTAINABLE SOCIETIES.

Presentation Outline

- **Overview: Basic indicators South Asian LDCs**
- **Market Access trends and priorities for Asia Pacific LDDCs including South Asian LDCs**
- **Current State of Play on a Policy Package of LDCs at MC9 Bali and a post Bali Roadmap**
- **Some Recommendations and summary of key messages**



EMPOWERED PEOPLE.
SUSTAINABLE SOCIETIES.

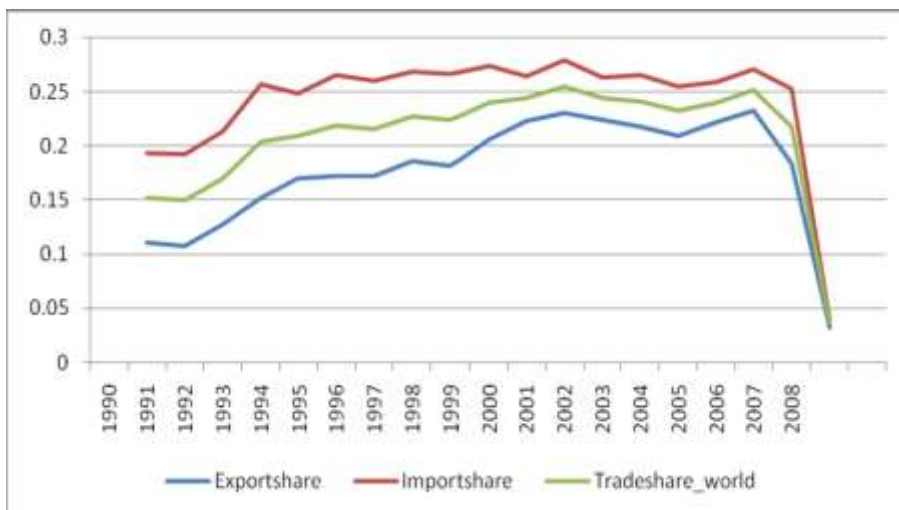
South Asian LDCs: Basic Indicators

Country	Geographic Status	GDP per capita current US\$ (2011)	Population in millions (2011)	Human Development Index (2012)
Afghanistan	Landlocked	543	35.3	175
Bangladesh	Coastal	743	150.5	146
Bhutan	Landlocked	2346	0.7	140
Nepal	Landlocked	619	30.5	157

Source: World Bank & UNDP

Empowered People.
Resilient Recovery.

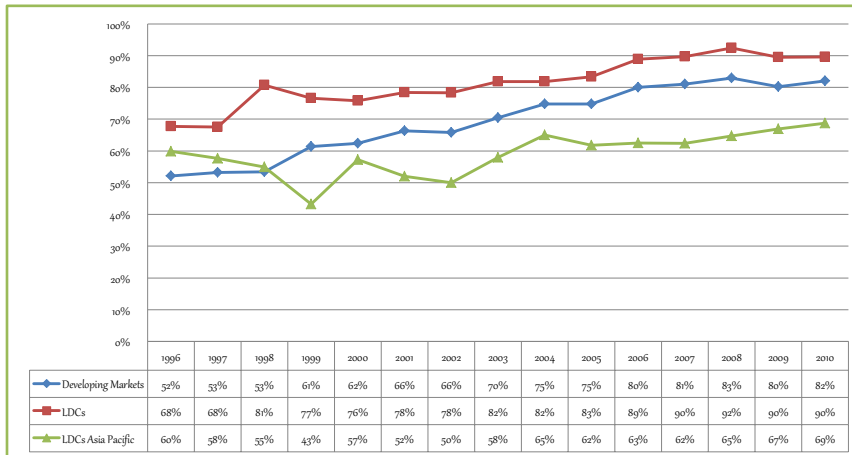
Exports, imports and trade as per cent of world's share, Asia-Pacific LDCs (per cent)



Source: WTO

Empowered People.
Resilient Recovery.

Proportion of total Developed Market Economies imports (by value and excluding arm) from Developing and Least Developed Countries, as compared with LDC from Asia Pacific, admitted free of duty for All Product Categories



Source: compiled by using data provided by UNCTAD, ITC and WTO
<http://www.mdg-trade.org/38.Table.aspx>



Average tariffs by degree of processing faced by Asia and Middle East LDCs

Economy	1996	2000	2005	2008
Primary Commodities	3.5	0.7	1.0	0.8
Intermediate Products	1.3	0.9	0.8	0.7
Final Products	8.8	8.2	6.6	6.6

Source: WTO, 2010



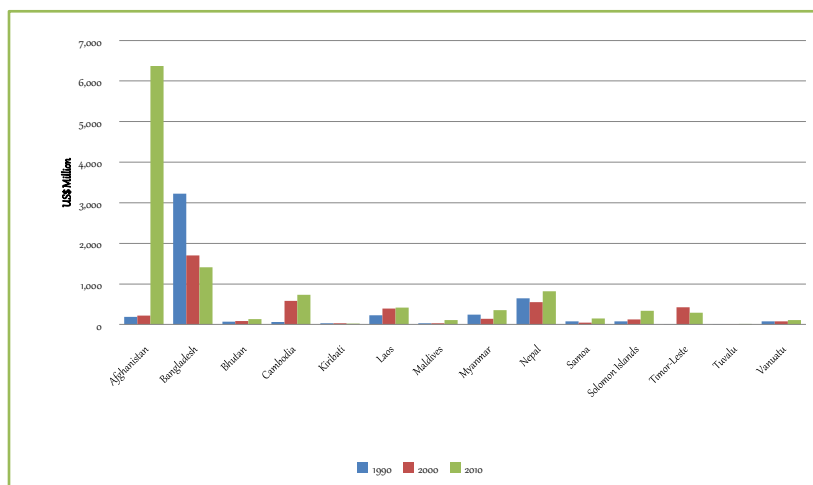
Table 4: LDC Market Access policies of selected developing countries

Economy	Description	Entry into force	Percentage of duty-free tariff lines
China	Duty-free treatment for LDCs	Jul-10	60 per cent (2010), gradually expanding to 97 per cent
India	Duty-free Tariff Preference Scheme for LDCs (DFTP)	Aug-08	85 per cent to be covered by 2012
Republic of Korea	Presidential Decree on Preferential Tariff for LDCs	Jan-00	95 per cent (2011)
Taiwan Province of China	Duty-free treatment for LDCs	Dec-03	Nearly 32 per cent (2009)
Turkey	Generalized System of Preferences (GSP)	Jan-02	Nearly 80 per cent (2009)

Source: MDG Gap Task Force Report 2012



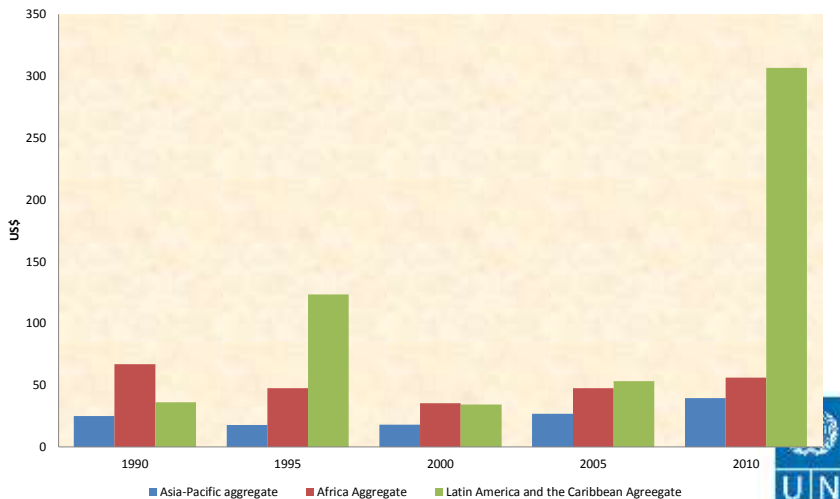
Net ODA receipts (disbursements) in LDCs of Asia Pacific Region (2010 Constant Prices US\$ million)



Source: Based on Integrated Implementation Framework database (UN)



Regional Distribution of Per capita net ODA receipts (disbursements) in LDCs (including SIDSs) (During 1990-2010, Constant Prices US\$)



Source: Based on Integrated Implementation Framework raw database (UN) and World Bank database



Current State of Play on LDC Policy Package at Bali on Market Access and some recommendations

- Implementation of the Hong Kong Ministerial Meeting Decision on provision of duty free quota free (DFQF)
- Rationalizing preferential rules of origin (RoO)
- Preference Erosion
- *Need to put the issue of NTBs at the Centre*
 - UNCTAD estimates earlier highlighted that nearly half of LDC exports faced NTBs of different types (2002)
- *Need to emphasizing trade jointly with intensive efforts aimed at productive capacity building*
 - Balancing the economics of supply and demand

Market access provisions should be made commercially meaningful and operationally effective for LDCs



Looking beyond Bali: LDC focused second generation international support measures for more inclusive growth in South Asia

Craft and build consensus over strategic, innovative, bold proposals to build proposals:

- **Infrastructure building and regional connectivity issues**
- **Industrial and technological, financial cooperation**

Sub-regional mechanisms such as the SAARC Development need to be operationalized, made more effective and scaled up

EU as a possible role model? Regional Development Fund, European Social Fund and Cohesion Fund



EMPOWERED PEOPLE.
SUSTAINABLE PROGRESS.

Thank you!

Feedback/Comments:
biplove.choudhary@undp.org



EMPOWERED PEOPLE.
SUSTAINABLE PROGRESS.